

KICKPLATES & THRESHOLDS

- Kick plate fits to PVC door threshold giving protection from foot traffic.
- Manufactured from Alluminium in an anodised finish.
- Ribbed design for anti-slip and hard wearing characteristics.
- Silver and gold options for white and foiled doors.
- 1m and 1.8m options for residential and french doors.
- Can be siliconed into placed in normal circumstances with screw fix vee groove option for heavy commercial applications.

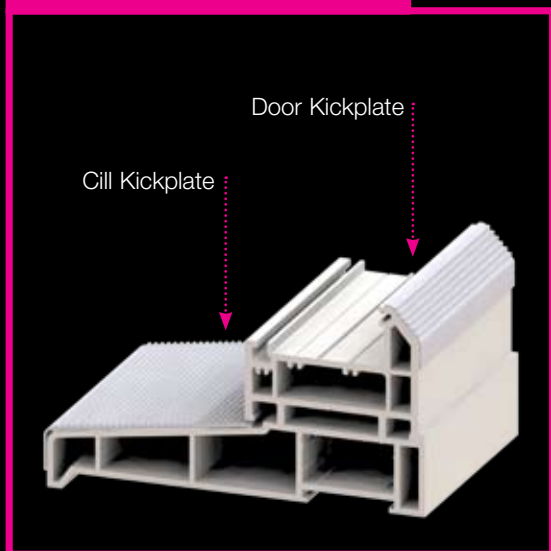
FOR REHAU S706 CHAMFERED

PART NO.	DESCRIPTION	COLOUR	PACK SIZE x LENGTH
482276G1	Door Kickplate Fits S706 Chamfered	Gold	20 x 1m
482276G18	Door Kickplate Fits S706 Chamfered	Gold	20 x 1.8m
482276S1	Door Kickplate Fits S706 Chamfered	Silver	20 x 1m
482276S18	Door Kickplate Fits S706 Chamfered	Silver	20 x 1.8m

KICKPLATE



CILL NOSING



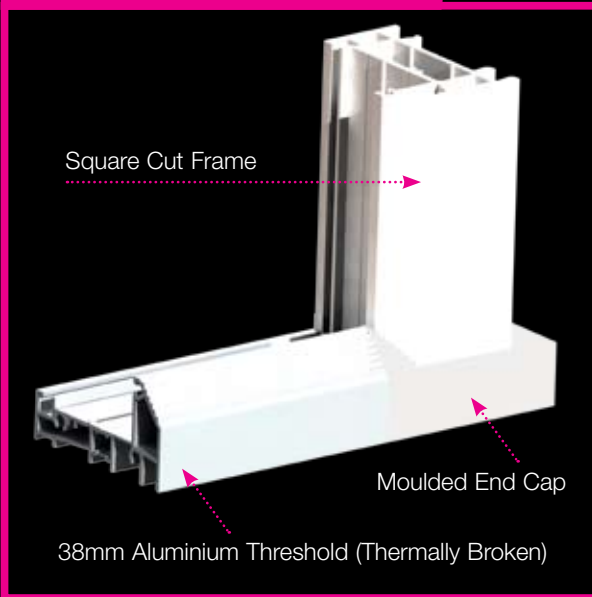
CILL NOSING/KICKPLATE

PART NO.	DESCRIPTION	COLOUR	PACK SIZE x LENGTH
482304G1	Cill Kickplate Fits Most Cills	Gold	10 x 1m
482304G18	Cill Kickplate Fits Most Cills	Gold	10 x 1.8m
482304S1	Cill Kickplate Fits Most Cills	Silver	10 x 1m
482304S18	Cill Kickplate Fits Most Cills	Silver	10 x 1.8m

**CALL FOR A FREE SAMPLE
TO CHECK THE FIT**



“LOWER” THRESHOLD



This lower threshold has been designed to resolve weather performance problems that 17mm Part M compliant products often have. Use it in replacement situations or in conservatories where safety is important but where you don't want the call outs that arise from leaking thresholds! This product is designed for use with Rehau S706 Chamfered frames - All frame sizes, just cut the end cap down to your frame size. The outer frame is square cut and will sit on our moulded end cap where a seal should be formed. Screw fix through the holes in the end cap into the threshold and again seal this joint.


Ideal for use in conservatories where french doors are utilised.

Rebate is the same as the outer frame - hence weather performance will be the same

At last... a threshold that doesn't leak!

- Square cut frame allowing 38mm for the Threshold height
- Fix end cap to Threshold through holes as shown (Diameter 4.8mm Screws)
- Fit frame Jamb to end cap and fix through as shown.

ASSEMBLY INSTRUCTIONS



Fix threshold to end cap with 2 x diameter 4.8 fixing screws.

Fix frame to end cap with self taper through position shown.

REHAU S706 CHAMFERED “LOWER” THRESHOLD ORDER GUIDE

PART NO.	DESCRIPTION	COLOUR	PACK SIZE x LENGTH
482303G1	38mm Threshold Ali	Gold	10 x 1m
482303G18	38mm Threshold Ali	Gold	10 x 1.8m
482303S1	38mm Threshold Ali	Silver	10 x 1m
482303S18	38mm Threshold Ali	Silver	10 x 1.8m
482303SCAPS	38mm Threshold End Caps	Silver	10 Pairs
482303GCAPS	38mm Threshold End Caps	Gold	10 Pairs