

ORDERGUIDE

PVCu ORDERING GUIDE









	PART NO.	DESCRIPTION	PACK SIZE
	DBI (Specify White)	Decorative Bay Inner/Decorative Coupler Trim - White	4 x 6m
	DBI (Specify Foil)	Decorative Bay Inner/Decorative Coupler Trim - Foiled	2 x 6m
	DBO (Specify White)	Decorative Bay Outer Trim - White	4 x 6m
	DBO (Specify Foil)	Decorative Bay Outer Trim - Foiled	2 x 6m
	90D (Specify White)	90° Decorative Trim - White	4 x 6m
	90D (Specify Foil)	90° Decorative Trim - Foiled	2 x 6m
	90ND (Specify White)	90° Non Decorative Trim - White	4 x 6m
	90ND (Specify Foil)	90° Non Decorative Trim - Foiled	2 x 6m
	TC9COVER (Specify White)	Tricube PVCu Cover Trim	4 x 6m
	TC9COVER (Specify Foil Colour)	Tricube PVCu Cover Trim	2 x 6m

ALUMINIUM ORDERING GUIDE


	PART NO.	DESCRIPTION	PACK SIZE	FRAME DEDUCTIONS
	MM18070	Mighty Mullion In Line Frame Coupler	4 x 6m	24mm
	MM9070	Mighty Mullion 90° Corner Post	4 x 6m	0mm
	MM15070	Mighty Mullion 150° Fixed Angle Baypole	4 x 6m	10mm
	MM13570	Mighty Mullion 135° Fixed Angle Baypole	4 x 6m	6mm
	TC955ALI	Heavy Duty, In line 'Tricube' Aluminium Coupler	2 x 6m	55mm



	PART NO.	DESCRIPTION	PACK SIZE
	MM200BKT	Stainless Steel Bracket (for cruciforms and fixing to base and head)	Each
	MMCLP180	Loadbearing Plug for MM18070	Each
	MMCLP180BKT	Loadbearing Plug for MM18070 With Brackets	Each
	MMCLP	Loadbearing Plug for 90°, 135° and 150° Poles	Each
	Jack D (for MM)	Baypole Jack Kit for Mighty Mullion 90°, 135° and 150° Poles	Each
	Jack D (for TC955ALI)	Baypole Jack kit for Tricube Aluminium Coupler	Each

MAX LOADS FOR MIGHTY MULLION

Height	MM15070	MM13570	MM9070	MM18070*
600	4.311	4.416	4.079	3.943
900	3.744	3.835	3.739	3.735
1200	3.517	3.603	3.229	3.424
1500	2.949	3.312	2.946	3.217
1800	2.382	2.441	1.926	2.957
2100	1.645	1.976	1.643	2.698
2400	Call For Figures above 2100mm			



Denotes Calculation based on lateral support from adjacent frame in the 'in line' frame direction. Call for calculations if there is no lateral support. Frames screwfixed to coupler at 250mm centres.